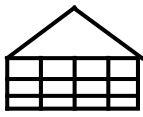





Date: _____ Estimated Completion Date: _____
 Name: _____ Title: _____
 Company: _____
 Address: _____ City: _____
 State: _____ Zip: _____ Phone: (____) _____ Fax: (____) _____
 Email Address: _____ Mobile: (____) _____

Type of structure desired:

 Gable Roof
  Gothic Shape
  Rounded Roof
  Cold Frame
 _____4' or _____6' Arch/Column Spacing

of Houses _____ Permit Required: Yes or No
 Free Standing or Gutter Connected If Yes Snow Load Requirement _____
 Width _____ If Yes Wind Load Requirement _____
 Length _____ Electrical Requirements at site _____

Project Requirements:
 ___ Installation by Owner ___ New Construction ___ Accessories/Supplies
 ___ Installation by Contractor ___ Renovation/Repair ___ Please call me for details
 Contractor Name _____

Side Wall Options	Glazing Options	Shade System
<u>Free Standing Structure</u>		
___ Ground to Ground	___ Single Layer 6-mil Poly Film	___ Truss to Truss
___ 3 Feet	___ Double Layer 6-mil Poly Film	___ Slope/Flat/Slope
___ 4 Feet	___ Corrugated Polycarbonate	___ Gutter to Gutter
___ 5 Feet	___ 8mm Polycarbonate	___ % Shade Desired
___ 6 Feet	___ Fiberglass	___ Other _____
<u>Gutter Connected Structure</u>	___ Curtain Wall	
___ 8 Feet	___ Other _____	
___ 10 Feet		
___ 12 Feet		

Cooling Options	Heating Options
___ Exhaust Fans	Heating to hold _____°F inside at _____°F degrees outside.
___ HAF Fans	___ Unit Heaters ___ Oil
___ Pad System	___ Fin Tube ___ Natural Gas

